


Community Impact Grant 2019/20



Meet Sissy*



Sissy is a true champion who advocated for herself and her friends. During the Spring semester of 2020,

she participated in the Trust-Based Relational Intervention (TBRI) cohorts at Bridgeport Middle School. When school started in the Fall, Sissy was not placed in a TBRI classroom. One day in the hall, Sissy stopped the TBRI facilitators and told them how much the program had helped her. Then she asked if her class could be included in the program. After considering the possibilities, the facilitators decided to include all 8th grade classes in the TBRI program. Sissy not only learned the value of asking for help, she developed confidence and now believes that she can change the world for herself and her friends.

**Name changed to protect confidentiality.*

Working Together to Address ACEs (Adverse Childhood Events)

Bridgeport 76426, within Wise County

Children's Advocacy Center for North Texas and Bridgeport ISD partnered to bring Trust Based Relational Intervention (TBRI) to the students of Bridgeport Middle School. The goal is to teach resiliency skills and identify and intervene for children who have more severe mental health needs due to ACEs. Combating hunger in a food desert area is an integral piece of the program. To combat food insecurity, the grant purchased 12 Grow Towers used to teach students how to grow food. The produce from these towers provides new access to healthy foods for families of Bridgeport Middle School.

- Children's Advocacy Center of Denton County expanded its services to include a permanent office in Wise County.
- Created a Towers to Tables class, which installed and managed aeroponic grow towers to provide food to local food pantries.
- Created Parent Cafés to help support parenting skills.

PROGRAMS OBJECTIVE

- 10% increase in resiliency scores using validated survey, such as Healthy Kids Survey, in targeted youth ages 12-21 by December 2020.
- Address food insecurity as a social determinant of health with youth ages 12-21 by increasing the number of places offering healthy foods by December 2020.

Texas Health considers the \$311,800 grant awarded to the collaborative as seed money as further financial support is generated in the communities to meet long-term goals.

The grant was designed and launched in a pre-pandemic world. COVID-19 has had a significant impact on grant objectives and execution. Although the collaboration made adjustments to planned activities because of the pandemic, the grant's success related to original goals was impacted.

COLLABORATING ORGANIZATIONS

Collaborating Organizations

Children's Advocacy Center
for North Texas

Bridgeport ISD

Texas Woman's University

IMPACT OF COVID-19



Due to school closures and the transition to remote learning, many of the grant's target population were unreachable



In less than one month, switched gears to provide services and workshops virtually instead of in-person



On Feb. 19, 2021, there were 5,727 confirmed Coronavirus cases out of the 69,984 total population in Wise County

To join the cause or for more information, please contact:

Julie Wright, Program Manager for Denton and Wise Counties
Texas Health Resources | Community Health Improvement



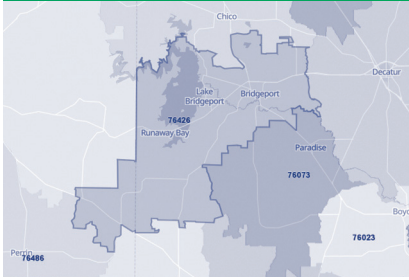
JulieWright@TexasHealth.org



682-236-7471



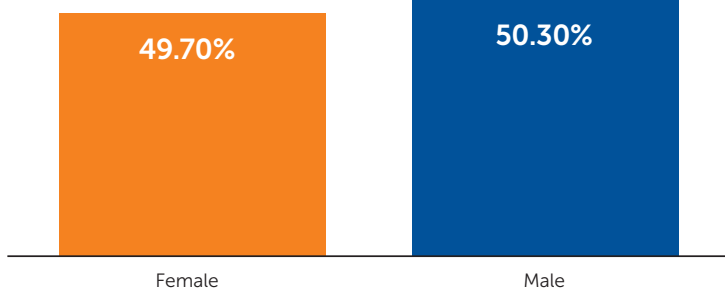
Denton/Wise Counties: 76426 - TBRI



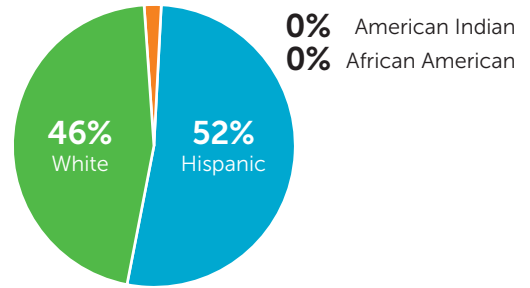
Data used to analyze ZIP codes and determine the areas of focus in each Texas Health Community Impact region are included within the Community Health Needs Assessment (CHNA), available at [TexasHealth.org/CommunityHealth/Community-Health-Needs-Assessment](https://www.texashealth.org/CommunityHealth/Community-Health-Needs-Assessment). Insight into the 2019-2020 grant is below.

Demographic Information for 498 Students at Bridgeport Middle School

Gender



Race/Ethnicity



Of note: This grant received a no-cost extension until March 2021. A final report will be shared in May 2021.

Program Outcomes for 167 Grant Participants

Measuring Impact using the Difficulties in Emotion Regulation Scale-18 (DERS-18) Assessment Tool

2020 DERS – 18 Assessment components N = 55	Mean Score Pre-Assessment	Mean Score Post Assessment	P-value is statistically significant if less than 0.05
Awareness	9.00	9.18	.754
Clarity	7.36	6.65	.145
Goals	9.05	8.18	.170
Impulse	7.51	5.76	.006
Non Acceptance	7.38	6.62	.241
Strategies	6.73	5.38	.014

Of the 167 grant participants 55 (32.9%) students completed the pre and post assessment. Analysis of the six core component of the DERS found a statistical significant difference on the "impulse" component (M=7.51, SD=3.4) from pre-assessment when compared to their post-assessment scores (M=5.76 SD=3.0). A statistical significant difference was found for the "strategies" component at pre-assessment (M=6.73, SD = 3.1) when compared to the participants' post assessment scores (M=5.38, SD =2.5).

Objective for Increasing Resiliency Were Unmet

The pandemic presented challenges. This grant has established a foundation which, given more time, could lead to future improvements. Texas Health awarded a second grant to evaluate this potential.

Objective for Addressing Food Insecurity Were Unmet

Across the board, improvements associated with the program objectives for this grant were observed.

The Grow Towers and Tower to Table project delayed because of pandemic-related school closures. Tower to Tables was able to start in the fall semester of school year 2020/2021. First harvest was in December 2020 and was distributed to identified students.

Social Determinants of Health Activities



Access and Navigation

208 eligible child abuse cases received onsite services at CAC/WC



Addressing Behavioral Health

15 parent cafe sessions delivered and served **18** parents/caregivers, impacting **19** students
628 students completed at least one resiliency survey



Behavioral Health Literacy

148 teachers trained to implement the Trust-Based Relational Intervention (TBRI)



Food Insecurity

Approximately **129** students enrolled in Farm to Table/ Tower to Table course each semester

The data collection for Cycle One grants had limitations, resulting in some inconsistencies.

*SOURCES: Participant demographic data: Year-end report from the Children Advocacy Center of Denton County (CACDC) Bridgeport. Coronavirus Impact data: Texas Department of State Health Services & Denton County COVID-19 Stats Site. Program output, and outcome data: Data Collection Tool from the Children Advocacy Center of Denton County (CACDC) Bridgeport. Maps obtained through <https://www.unitedstateszipcodes.org/>

Doctors on the medical staffs practice independently and are not employees or agents of Texas Health hospitals or Texas Health Resources.



MB 3105 6/21 EP